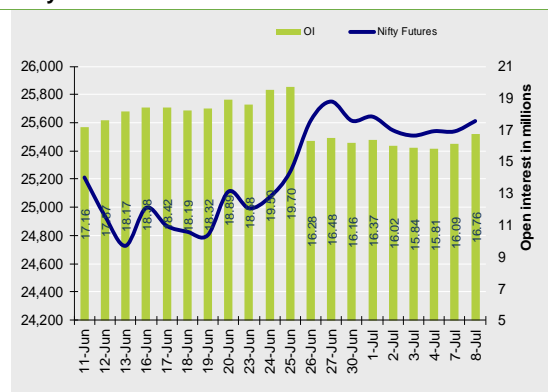


Nifty Snapshot

	Close	Prv Cl.	Ab chg	% chg
Spot	25,522.50	25,461.30	61.20	0.24
Futures	25,611.90	25,538.90	73.00	0.29
OI(ml shr)	16.76	16.09	0.67	4.17
Vol (lots)	50616	50050	566	1.13
COC	89.40	77.60	11.80	15.2
PCR-OI	1.04	0.95	0.09	9.1

Nifty Futures Price v/s OI



Institutional Activity in previous trading session

(in Rs cr.)	Buy	Sell	Net
Index Futures	1982.24	2251.15	-268.91
Index Options	715600.84	718308.41	-2707.57
Stock Futures	15914.28	17570.43	-1656.15
Stock Options	16789.37	17329.54	-540.17
FII Cash	12,167.19	12,193.31	-26.12
DII Cash	13,275.91	11,909.09	1,366.82

Net FII Activity (in Rs cr.)

Date	Idx Fut	Stk Fut	Idx Opt	Cash
8-Jul	-268.9	-1656.2	-2707.6	-26
7-Jul	-668.0	-193.2	-3784.5	321
4-Jul	-747.5	-421.7	-1381.2	-760
3-Jul	-2443.6	-177.7	65491.2	-1481
2-Jul	-2057.5	714.1	-16628.3	-1562
1-Jul	-115.7	-1334.9	27647.4	-1970

Technical Pivot (Intraday):

	S2	S1	PIVOT	R1	R2
NIFTY	25445	25530	25580	25665	25720
BANKNIFTY	57025	57240	57365	57580	57705

(Price is in Rs; OI is in million units; Price chg and OI chg are in percentage) **NB RESEARCH**

Fresh Longs seen in:

Scrip	Price	Price chg	OI	OI Chg
NIFTYNXT50	68891.0	0.0	0.0	12.2
ABFRL	79.8	1.9	56.0	6.9
HDFCAMC	5136.5	2.2	2.7	6.3

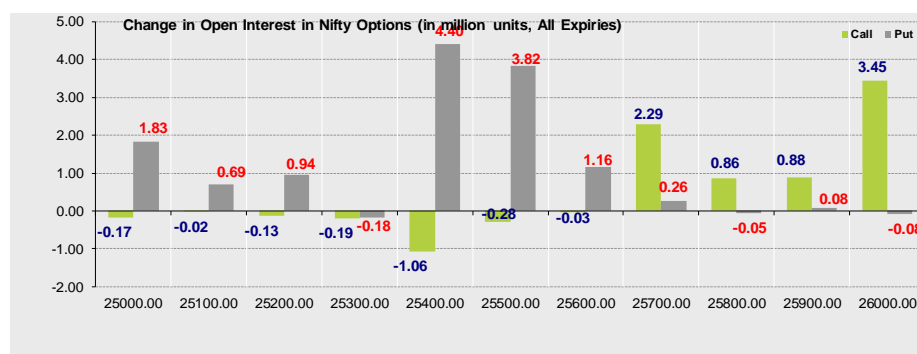
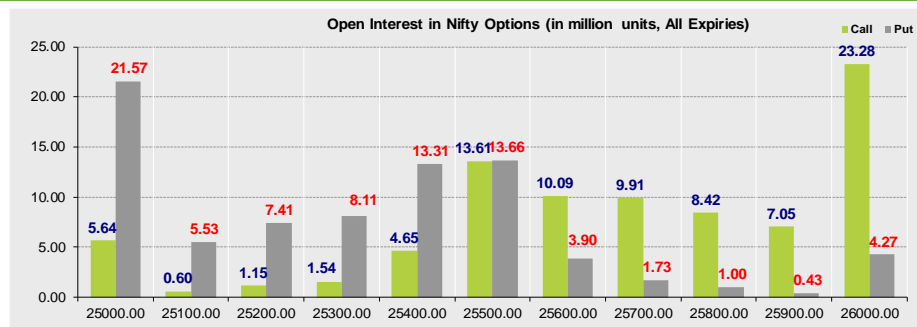
Short Covering seen in:

Scrip	Price	Price chg	OI	OI Chg
FINNIFTY	27114.5	0.6	0.1	-5.5
NYKAA	202.9	0.5	56.9	-4.8
IGL	228.2	0.4	17.4	-4.2

Summary

- Indian markets closed on a positive note where buying was mainly seen in IT, Realty, Financial Services Sectors. Nifty Jul Futures closed at 25611.90 (up 73.00 points) at a premium of 89.40 pts to spot.
- FII's were net sellers in Cash to the tune of 26.12 Cr and were net sellers in index futures to the tune of 268.91 Cr.
- India VIX decreased by 2.90% to close at 12.20 touching an intraday high of 12.71.

Open Interest in Nifty Options:



- The above second chart shows previous trading day's change in Nifty options where Addition in OI were seen in 25900, 25800, 25700 strike Calls and at 25400, 25500, 25600, strike Puts indicating market is likely to remain range bound in the near term.
- Highest OI build-up is seen at 26000 strike Calls and 25000 strike Puts, to the tune of 23.28mn and 21.57mn respectively.

Outlook on Nifty:

Index is likely to open on a flat note today and is likely to remain range bound during the day.

NIFTY50 Options OI (CE OI = Resistance) (PE OI = Support)

Symbol	Highest CE OI	Highest PE OI	CMP
ADANIENT	2700	2700	2605
ADANIPTS	1500	1400	1453
APOLLOHOSP	7600	7000	7603
ASIANPAINT	2500	2300	2498
AXISBANK	1200	1200	1171
BAJAJ-AUTO	9000	8000	8360
BAJFINANCE	950	900	931
BAJAJFINSV	2100	1980	2024
BEL	430	400	424
BHARTIARTL	2040	1900	2023
CIPLA	1600	1340	1495
COALINDIA	400	400	385
DRREDDY	1400	1100	1281
EICHERMOT	5800	5800	5698
ETERNAL	270	250	265
GRASIM	3000	2600	2828
HCLTECH	1960	1700	1696
HDFCBANK	2020	2000	2007
HDFCLIFE	820	740	798
HEROMOTOCO	4400	4300	4239
HINDALCO	700	670	689
HINDUNILVR	2460	2300	2405
ICICIBANK	1500	1400	1448
ITC	420	420	419
INDUSINDBK	900	800	854

NIFTY50 Options OI (CE OI = Resistance) (PE OI = Support)

Symbol	Highest CE OI	Highest PE OI	CMP
INFY	1700	1600	1642
JSWSTEEL	1180	1000	1048
JIOFIN	350	300	330
KOTAKBANK	2300	2100	2233
LT	3700	3500	3623
M&M	3200	3200	3170
MARUTI	12800	11200	12471
NTPC	345	345	344
NESTLEIND	2500	2400	2430
ONGC	250	240	244
POWERGRID	300	290	299
RELIANCE	1600	1500	1545
SBILIFE	1900	1800	1821
SHRIRAMFIN	700	700	670
SBIN	820	800	816
SUNPHARMA	1700	1500	1679
TCS	3500	3400	3411
TATACONSUM	1230	980	1103
TATAMOTORS	700	700	697
TATASTEEL	170	160	163
TECHM	1670	1390	1644
TITAN	3500	3400	3457
TRENT	6000	5500	5468
ULTRACEMCO	13800	11000	12482
WIPRO	310	240	270

OI against MWPL				
Symbol	MWPL	Open Interest	Limit for next day	% OI
RBLBANK	121575211	105222675	Ban	87%
BANDHANBNK	193371109	165009600	18692953	85%
ABFRL	121580965	101584600	13917316	84%
HINDCOPPER	65482129	51134400	11073622	78%
BSE	63536556	47812875	12546853	75%
TATATECH	36328758	26908000	7604320	74%
TITAGARH	16037381	11842875	3392636	74%
BSOFT	32988281	24234600	7104266	73%
MCX	10180563	7347625	2323909	72%
GLENMARK	30111043	21672375	6933115	72%
ANGELONE	11638502	8353250	2703326	72%
NMDC	689383367	485028000	169886198	70%
LICHSGFIN	60244101	40928000	16303895	68%
CDSL	35530000	23925750	9827750	67%
CHAMBLFERT	31728204	21143200	8998593	67%
LTF	168467595	111456298	48587917	66%
GRANULES	29668038	19578975	8605661	66%
NATIONALUM	178967755	117633750	52385617	66%
HUDCO	100095000	65448375	29641875	65%
TATACHEM	31601465	20548450	9472941	65%
HFCL	189248684	123040200	56746049	65%
SAIL	289148547	179944200	94746919	62%
PNB	687763516	416208000	237167340	61%
LAURUSLABS	78058155	47120600	27034647	60%
INDUSINDBK	125014099	71187900	47575494	57%
ABCAPITAL	162442174	90371200	63948865	56%
AARTIIND	41876170	23219300	16563061	55%
BOSCHLTD	1737683	945350	705448	54%
ADANIENT	60081955	32488200	24589657	54%
DLF	128335464	68955150	52963540	54%
PATANJALI	22129978	11835600	9187879	53%
BIOCON	121306033	62877500	52363231	52%
JSWENERGY	106935382	55306000	46282612	52%

[illegible]

Derivative Recommendations:

Stock Name	Call (Buy/Sell)	Entry price	Targets	Stop Loss	Duration	Status
BANKBARODA 250 CE	Buy	6.2	13	3	1-2 Days	Open
ULTRACEMCO (Bull Call spread)	Strategy	260	640	200	Positional	Open
BHARTIARTL Future	STBT	2018	1958	2048	STBT	Open
SRF 3300CE	Buy	90	120	74	1-2 Days	Open

FROM THE EQUITY DERIVATIVE DESK:

NIRAV HARISH CHHEDA
AVP - DERIVATIVES AND TECHNICAL RESEARCH
E-Mail: nirav.chheda@nirmalbang.com
Tel no: 6273-8199/8000

AMIT BHUPTANI
SNR.DERIVATIVES AND TECHNICAL RESEARCH ANALYST
E-Mail: amit.bhuptani@nirmalbang.com
Tel no: 6273-8242/8000

DISCLOSURES

Research Reports that are published by Nirmal Bang Securities Private Limited (hereinafter referred to as "NBSPL") are for private circulation only. NBSPL is a registered Research Analyst under SEBI (Research Analyst) Regulations, 2014 having Registration no. INH000001766. NBSPL is also a registered Stock Broker with National Stock Exchange of India Limited, BSE Limited, Metropolitan Stock Exchange of India Limited, Multi Commodity Exchange of India Limited, National Commodity and Derivative Exchange Limited and Indian Commodity Exchange Limited in cash and Equity and Commodities derivatives segments.

NBSPL has other business divisions with independent research teams separated by Chinese walls, and therefore may, at times, have different or contrary views on stocks and markets.

NBSPL or its associates have not been debarred / suspended by SEBI or any other regulatory authority for accessing / dealing in securities Market. NBSPL, its associates or analyst or his relatives do not hold any financial interest (Except Investment) in the subject company. NBSPL or its associates or Analyst do not have any conflict or material conflict of interest at the time of publication of the research report with the subject company. NBSPL or its associates or Analyst or his relatives may or may not hold beneficial ownership of 1% or more in the subject company at the end of the month immediately preceding the date of publication of this research report.

NBSPL or its associates / analyst has not received any compensation / managed or co-managed public offering of securities of the company covered by Analyst during the past twelve months. NBSPL or its associates have not received any compensation or other benefits from the company covered by Analyst or third party in connection with the research report. Analyst has not served as an officer, director or employee of Subject Company. NBSPL / analyst has not been engaged in market making activity of the subject company.

Analyst Certification: The research analysts and authors of these reports, hereby certify that the views expressed in this research report accurately reflects my/our personal views about the subject securities, issuers, products, sectors or industries. It is also certified that no part of the compensation of the analyst(s) was, is, or will be directly or indirectly related to the inclusion of specific recommendations or views in this research. The analyst(s) principally responsible for the preparation of this research report and has taken reasonable care to achieve and maintain independence and objectivity in making any recommendations.

DISCLAIMER

This report is for the personal information of the authorized recipient and does not construe to be any investment, legal or taxation advice to you. NBSPL is not soliciting any action based upon it. Nothing in this research shall be construed as a solicitation to buy or sell any security or product, or to engage in or refrain from engaging in any such transaction. In preparing this research, we did not take into account the investment objectives, financial situation and particular needs of the reader.

This research has been prepared for the general use of the clients of NBSPL and must not be copied, either in whole or in part, or distributed or redistributed to any other person in any form. If you are not the intended recipient you must not use or disclose the information in this research in any way. Though disseminated to all the customers simultaneously, not all customers may receive this report at the same time. NBSPL will not treat recipients as customers by virtue of their receiving this report. This report is not directed or intended for distribution to or use by any person or entity resident in a state, country or any jurisdiction, where such distribution, publication, availability or use would be contrary to law, regulation or which would subject NBSPL & its group companies to registration or licensing requirements within such jurisdictions.

The report is based on the information obtained from sources believed to be reliable, but we do not make any representation or warranty that it is accurate, complete or up-to-date and it should not be relied upon as such. We accept no obligation to correct or update the information or opinions in it. NBSPL or any of its affiliates or employees shall not be in any way responsible for any loss or damage that may arise to any person from any inadvertent error in the information contained in this report. NBSPL or any of its affiliates or employees do not provide, at any time, any express or implied warranty of any kind, regarding any matter pertaining to this report, including without limitation the implied warranties of merchantability, fitness for a particular purpose, and non-infringement. The recipients of this report should rely on their own investigations.

This information is subject to change without any prior notice. NBSPL reserves its absolute discretion and right to make or refrain from making modifications and alterations to this statement from time to time. Nevertheless, NBSPL is committed to providing independent and transparent recommendations to its clients, and would be happy to provide information in response to specific client queries.

Before making an investment decision on the basis of this research, the reader needs to consider, with or without the assistance of an adviser, whether the advice is appropriate in light of their particular investment needs, objectives and financial circumstances. There are risks involved in securities trading. The price of securities can and does fluctuate, and an individual security may even become valueless. International investors are reminded of the additional risks inherent in international investments, such as currency fluctuations and international stock market or economic conditions, which may adversely affect the value of the investment. Opinions expressed are subject to change without any notice. Neither the company nor the director or the employees of NBSPL accept any liability whatsoever for any direct, indirect, consequential or other loss arising from any use of this research and/or further communication in relation to this research. Here it may be noted that neither NBSPL, nor its directors, employees, agents or representatives shall be liable for any damages whether direct or indirect, incidental, special or consequential including lost revenue or lost profit that may arise from or in connection with the use of the information contained in this report.

Copyright of this document vests exclusively with NBSPL. Our reports are also available on our website www.nirmalbang.com